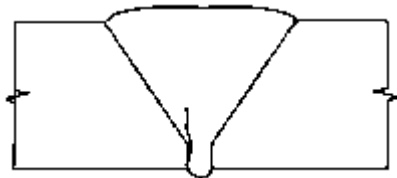
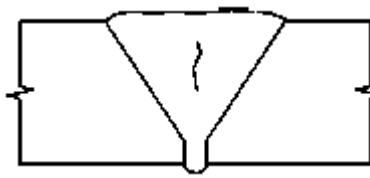


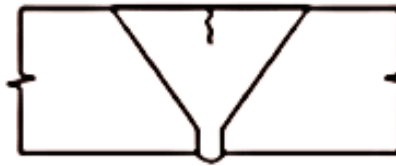
10
Toe Crack In Single Vee
MT/PT, UT



12
Root Crack In Single Vee
MT/PT, UT



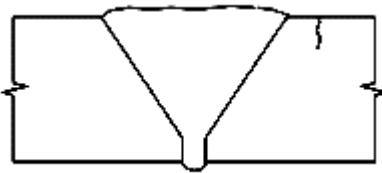
15
Centerline Crack, Single Vee
(sub-surface) UT, RT



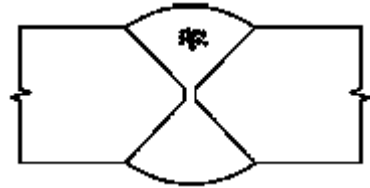
16
Circumferential Crack In
Single (sub-surface) UT, RT



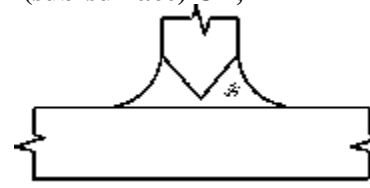
17
Transverse Crack In Single
Vee, flush crown MT/PT, UT



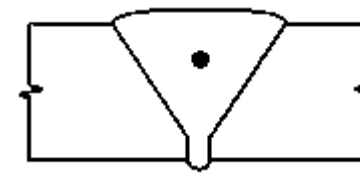
18
Base Metal Crack In Single
Vee (top HAZ area) MT/PT, UT



30
Porosity In Double Vee
(sub-surface) UT, RT



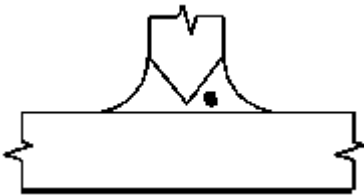
31
Porosity In Fillet
(sub-surface) UT, RT



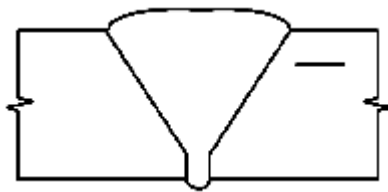
34
Single Gas Pore In Single
Vee UT, RT



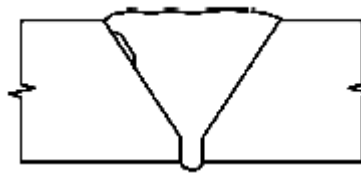
37
Slag Inclusion In Single Vee
(weld groove area) UT, RT



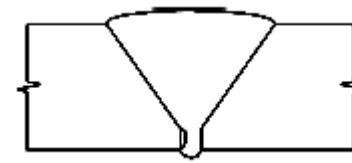
38
Slag Inclusion In Fillet
(root area) UT, RT



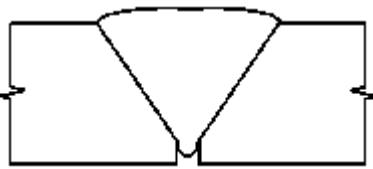
50
Lamination In Single Vee
(base material) UT



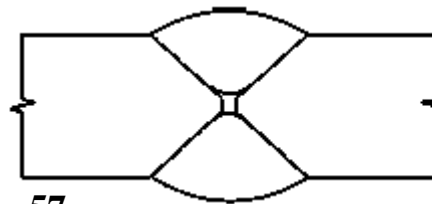
52
Lack of Fusion In Single
Vee (crown area) UT



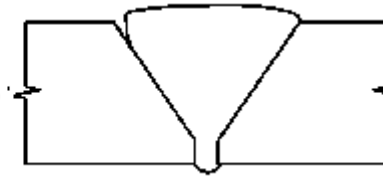
55
Lack of Fusion In Single Vee
(surface breaking at root) MT/PT, UT



56
Incomplete Root Penetration
In Single Vee, VT, UT, RT



57
Incomplete Root Penetration
In Double Vee, UT, RT



59
Incomplete Groove Weld
(crown area) VT, MT/PT, UT, RT

Nákres vzorky s rozmermi

